



Alexander Sloan  
Accountants and Business Advisers

# Trafalgar Housing Association Limited

Report and Financial Statements

For the year ended 31 March 2023

Registered Social Landlord No. HAC212

FCA Reference No.2316R(S)

Scottish Charity No. SCO38597

# TRAFALGAR HOUSING ASSOCIATION LIMITED

---

## REPORT AND FINANCIAL STATEMENTS FOR THE YEAR ENDED 31 MARCH 2023

### Contents

|   | <b>Page</b> |
|---|-------------|
| Members of the Management Committee, Executive and Advisers | 1           |
| Report of the Management Committee                          | 2 – 5       |
| Report by the Auditors on corporate governance matters      | 6           |
| Report of the Auditors                                      | 7 -10       |
| Statement of comprehensive income                           | 11          |
| Statement of financial position                             | 12          |
| Statement of cash flows                                     | 13          |
| Statement of changes in equity                              | 14          |
| Notes to the financial statements                           | 15 - 33     |

# TRAFALGAR HOUSING ASSOCIATION LIMITED

---

## MANAGEMENT COMMITTEE, EXECUTIVE AND ADVISERS FOR THE YEAR ENDED 31 MARCH 2023

### Management Committee

|                    |  |
|--------------------|--|
| Willie Croft       | Chairperson                                |
| Bernadette Swindon |  |
| Joshua Campbell    | Resigned October 2022                      |
| Nicola Lyden       | Secretary                                  |
| Elizabeth Grass    | Resigned October 2022                      |
| Eleanor Shannon    | Resigned May 2022                          |
| Janet Stitt        | Resigned April 2023                        |
| Diane Hendry       |  |
| Fiona Connolly     |  |
| Graham Dunlop      | Resigned November 2022                     |
| Michael McAllister | Appointed August 2022                      |
| Gerrard Docherty   | Appointed August 2022                      |
| Robert Devine      | Appointed August 2022                      |
| Robert Kane        | Appointed August 2022, Resigned April 2023 |
| Jean Martin        | Appointed March 2023                       |

### Executive Officers

|                |                           |
|----------------|---------------------------|
| Paul McShane   | Director                  |
| Chris Chalk    | Housing Manager           |
| Alison Leabody | Property Services Manager |

### Registered Office

430a Dumbarton Road  
Dalmuir  
Clydebank  
G81 1TS

### External Auditors

Alexander Sloan  
Accountants & Business Advisers  
180 St Vincent Street  
Glasgow  
G2 5SG

### Internal Auditors

Henderson Loggie  
The Vision Building  
20 Greenmarket  
Dundee  
DD1 4QB

### Finance Agent

Lethame Business Services  
5 Cloverhill Gardens  
Strathaven  
ML10 6XB

### Bankers

Royal Bank of Scotland  
30 Sylvania Way  
Clydebank  
G81 1TS

### Solicitors

T.C. Young  
30 George Street  
Glasgow  
G2 1LH

# TRAFALGAR HOUSING ASSOCIATION LIMITED

---

## REPORT OF THE MANAGEMENT COMMITTEE FOR THE YEAR ENDED 31 MARCH 2023

The Management Committee presents its report and the financial statements for the year ended 31 March 2023.

### **Legal Status**

The Association is registered with the Financial Conduct Authority as a Co-operative and Community Benefit Society (No 2316R(S)), the Scottish Housing Regulator as a registered social landlord (No. HAC212) under the Housing (Scotland) Act 2010 and as is a registered Scottish Charity with the charity number SCO38597.

### **Principal Activities**

The principal activities of the Association are the provision and management of affordable rented accommodation.

### **Review of Business and Future Developments**

The Association is pleased to report that once again we have performed strongly across a broad range of performance indicators. We have invested significantly in our housing stock this year spending £153,583 on component renewals and we report a surplus of £141,598. As at 31 March the Association has Net Assets of £4,639,019 (2022 - £4,546,420 and a cash balance of £1,544,097 (2022 - £1,688,323).

In addition, we are pleased that the Scottish Housing Regulator have now deemed the Association as being compliant. Also, our most recent Tenant Satisfaction Survey carried out by Research Resource in March 2023 confirmed that we continue to achieve results consistently above sector averages.



# TRAFALGAR HOUSING ASSOCIATION LIMITED

---

## REPORT OF THE MANAGEMENT COMMITTEE FOR THE YEAR ENDED 31 MARCH 2023

### **Management Committee and Executive Officers**

The members of the Management Committee and the Executive officers are listed on page 1.

Each member of the Management Committee holds one fully paid share of £1 in the Association. The Executive Officers hold no interest in the Association's share capital and, although not having the legal status of directors, they act as executives within the authority delegated by the Management Committee.

The members of the Management Committee are also trustees of the charity. Members of the Management Committee are appointed by the members at the Association's Annual General Meeting.

### **Statement of Management Committee's Responsibilities**

The Co-operative and Community Benefit Societies Act 2014 requires the Management Committee to prepare financial statements for each financial year that give a true and fair view of the state of affairs of the Association and of the surplus or deficit of the Association for that period. In preparing those financial statements the Management Committee is required to:

- select suitable accounting policies and then apply them consistently;
- make judgements and estimates that are reasonable and prudent;
- state whether applicable accounting standards have been followed, subject to any material departures disclosed and explained in the financial statements;
- prepare the financial statements on a going concern basis unless it is inappropriate to presume that the Association will continue in business; and
- prepare a statement on internal financial control.

The Management Committee is responsible for keeping proper accounting records which disclose with reasonable accuracy at any time the financial position of the Association and to enable them to: ensure that the financial statements comply with the Co-operative and Community Benefit Societies Act 2014, the Housing (Scotland) Act 2010 and the Determination of Accounting Requirements 2019. It is also responsible for safeguarding the assets of the Association and hence for taking reasonable steps for the prevention and detection of fraud and other irregularities. It is also responsible for ensuring the Association's suppliers are paid promptly.

### **Going Concern**

Based on its budgetary and forecasting processes the Management Committee has a reasonable expectation that the Association has adequate resources to continue in operational existence for the foreseeable future; therefore, it continues to adopt the going concern basis of accounting in preparing the annual financial statements.

# TRAFALGAR HOUSING ASSOCIATION LIMITED

---

## REPORT OF THE MANAGEMENT COMMITTEE FOR THE YEAR ENDED 31 MARCH 2023

### Statement on Internal Financial Control

The Management Committee acknowledges its ultimate responsibility for ensuring that the Association has in place a system of controls that is appropriate for the business environment in which it operates. These controls are designed to give reasonable assurance with respect to:

- the reliability of financial information used within the Association, or for publication;
- the maintenance of proper accounting records;
- the safeguarding of assets against unauthorised use or disposition.

It is the Management Committee's responsibility to establish and maintain systems of internal financial control. Such systems can only provide reasonable and not absolute assurance against material financial misstatement or loss. Key elements of the Association's systems include ensuring that:

- formal policies and procedures are in place, including the ongoing documentation of key systems and rules relating to the delegation of authority, which allow the monitoring of controls and restrict the unauthorised use of Association's assets;
- experienced and suitably qualified staff take responsibility for important business functions and annual appraisal procedures have been established to maintain standards of performance;
- forecasts and budgets are prepared which allow the management team and the Management Committee to monitor key business risks, financial objectives and the progress being made towards achieving the financial plans set for the year and for the medium term;
- quarterly financial management reports are prepared promptly, providing relevant, reliable and up to date financial and other information, with significant variances from budget being investigated as appropriate;
- regulatory returns are prepared, authorised and submitted promptly to the relevant regulatory bodies;
- all significant new initiatives, major commitments and investment projects are subject to formal authorisation procedures, through the Management Committee;
- the Management Committee receives reports from management and from the external and internal auditors to provide reasonable assurance that control procedures are in place and are being followed and that a general review of the major risks facing the Association is undertaken;
- formal procedures have been established for instituting appropriate action to correct any weaknesses identified through internal or external audit reports.

The Management Committee has reviewed the effectiveness of the system of internal financial control in existence in the Association for the year end 31 March 2023. No weaknesses were found in the internal financial controls which resulted in material losses, contingencies or uncertainties which require disclosure in the financial statements or in the auditor's report on the financial statements.

### Disclosure of Information to the Auditor

The members of the Management Committee at the date of approval of these financial statements have confirmed, as far as they are aware, that there is no relevant information of which the auditors are unaware. They confirm that they have taken all steps that they ought to have taken to make themselves aware of any relevant audit information and to establish that it has been communicated to the auditors.

### Auditor

A resolution to reappoint the Auditors, Alexander Sloan, Accountants and Business Advisers, will be proposed at the Annual General Meeting.

# TRAFALGAR HOUSING ASSOCIATION LIMITED

---

## REPORT OF THE MANAGEMENT COMMITTEE FOR THE YEAR ENDED 31 MARCH 2023

By order of the Management Committee



**NICOLA LYDEN**

Secretary

2023

30th August 2023



# TRAFALGAR HOUSING ASSOCIATION LIMITED

---

## REPORT BY THE AUDITORS TO THE MEMBERS OF TRAFALGAR HOUSING ASSOCIATION ON CORPORATE GOVERNANCE MATTERS

In addition to our audit of the financial statements, we have reviewed your statement on page 4 concerning the Association's compliance with the information required by the Regulatory Standards in respect of internal financial controls contained in the publication "Our Regulatory Framework" and associated Regulatory Advice Notes which are issued by the Scottish Housing Regulator.

### **Basis of Opinion**

We carried out our review having regard to the requirements to corporate governance matters within Bulletin 2006/5 issued by the Financial Reporting Council. The Bulletin does not require us to review the effectiveness of the Association's procedures for ensuring compliance with the guidance notes, nor to investigate the appropriateness of the reason given for non-compliance.

### **Opinion**

In our opinion the Statement of Internal Financial Control on page 4 has provided the disclosures required by the relevant Regulatory Standards within the publication "Our Regulatory Framework" and associated Regulatory Advice Notes issued by the Scottish Housing Regulator in respect of internal financial controls and is consistent with the information which came to our attention as a result of our audit work on the financial statements.

Through enquiry of certain members of the Management Committee and Officers of the Association and examination of relevant documents, we have satisfied ourselves that the Management Committee's Statement on Internal Financial Control appropriately reflects the Association's compliance with the information required by the relevant Regulatory Standards in respect of internal financial controls contained within the publication "Our Regulatory Framework" and associated Regulatory Advice Notes issued by the Scottish Housing Regulator in respect of internal financial controls.



**ALEXANDER SLOAN**  
Accountants and Business Advisers  
Statutory Auditors  
GLASGOW  
2023  
30th August 2023



# TRAFALGAR HOUSING ASSOCIATION LIMITED

---

## INDEPENDENT AUDITORS' REPORT TO THE MEMBERS OF TRAFALGAR HOUSING ASSOCIATION LIMITED FOR THE YEAR ENDED 31 MARCH 2023

### Opinion

We have audited the financial statements of Trafalgar Housing Association Limited (the 'Association') for the year ended 31 March 2023 which comprise the Statement of Comprehensive Income, Statement of Financial Position, Statement of Cash Flows, Statement of Changes in Equity and related notes, including a summary of significant accounting policies. The financial reporting framework that has been applied in their preparation is applicable law and United Kingdom Accounting Standards, including Financial Reporting Standard 102 "The Financial Reporting Standard applicable in the UK and Republic of Ireland" (United Kingdom Generally Accepted Accounting Practice).

In our opinion the financial statements:

- give a true and fair view of the state of the Association's affairs as at 31 March 2023 and of the surplus for the year then ended;
- have been properly prepared in accordance with United Kingdom Generally Accepted Accounting Practice; and
- have been prepared in accordance with the requirements of the Co-operative and Community Benefit Societies Act 2014, the Housing (Scotland) Act 2010 and the Determination of Accounting Requirements 2019.

### Basis of Opinion

We conducted our audit in accordance with International Standards on Auditing (UK) (ISAs (UK)) and applicable law. Our responsibilities under those standards are further described in the auditor's responsibilities for the audit of the financial statements section of our report. We are independent of the Association in accordance with the ethical requirements that are relevant to our audit of the financial statements in the United Kingdom, including the Financial Reporting Council's Ethical Standard and we have fulfilled our other ethical responsibilities in accordance with these requirements. We believe that the audit evidence we have obtained is sufficient and appropriate to provide a basis for our audit opinion.

### Conclusions relating to going concern

In auditing the financial statements, we have concluded that the Management Committee use of the going concern basis of accounting in the preparation of the financial statements is appropriate.

Based on the work we have performed, we have not identified any material uncertainties relating to events or conditions that, individually or collectively, may cast significant doubt on the Association's ability to continue as a going concern for a period of at least twelve months from when the financial statements are authorised for issue.

Our responsibilities and the responsibilities of the Management Committee with respect to going concern are described in the relevant sections of this report.

### Other Information

The Management Committee is responsible for the other information. The other information comprises the information contained in the annual report, other than the financial statements and our auditor's report thereon. Our opinion on the financial statements does not cover the other information and, except to the extent otherwise explicitly stated in our report, we do not express any form of assurance conclusion thereon.



# TRAFALGAR HOUSING ASSOCIATION LIMITED

---

## INDEPENDENT AUDITORS' REPORT TO THE MEMBERS OF TRAFALGAR HOUSING ASSOCIATION LIMITED FOR THE YEAR ENDED 31 MARCH 2023 (continued)

### Other Information (Contd.)

In connection with our audit of the financial statements, our responsibility is to read the other information and, in doing so, consider whether the other information is materially inconsistent with the financial statements or our knowledge obtained in the audit or otherwise appears to be materially misstated. If we identify such material inconsistencies or apparent material misstatements, we are required to determine whether there is a material misstatement in the financial statements or a material misstatement of the other information. If, based on the work we have performed, we conclude that there is a material misstatement of this other information, we are required to report that fact.

We have nothing to report in this regard.

### Matters on which we are required to report by exception

We have nothing to report in respect of the following matters where the Co-operative and Community Benefit Societies Act 2014 require us to report to you if, in our opinion:

- proper books of account have not been kept by the Association in accordance with the requirements of the legislation;
- a satisfactory system of control over transactions has not been maintained by the Association in accordance with the requirements of the legislation;
- the Statement of Comprehensive Income and Statement of Financial Position are not in agreement with the books of account of the Association; or
- we have not received all the information and explanations we require for our audit.

### Responsibilities of the Management Committee

As explained more fully in the statement of Management Committee's responsibilities as set out on page 3, the Management Committee is responsible for the preparation of the financial statements and for being satisfied that they give true and fair view, and for such internal control as the Management Committee determines is necessary to enable the preparation of the financial statements that are free from material misstatement, whether due to fraud or error.

In preparing the financial statements, the Management Committee is responsible for assessing the Association's ability to continue as a going concern, disclosing, as applicable, matters related to going concern and using the going concern basis of accounting unless the Management Committee either intend to liquidate the Association or to cease operations, or have no realistic alternative but to do so.

### Auditor's responsibilities for the audit of the financial statements

Our objectives are to obtain reasonable assurance about whether the financial statements as a whole are free from material misstatement, whether due to fraud or error, and to issue an auditor's report that includes our opinion. Reasonable assurance is a high level of assurance, but is not a guarantee that an audit conducted in accordance with ISAs (UK) will always detect a material misstatement when it exists. Misstatements can arise from fraud or error and are considered material if, individually or in the aggregate, they could reasonably be expected to influence the economic decisions of users taken on the basis of these financial statements.

Irregularities, including fraud, are instances of non-compliance with laws and regulations. We design procedures in line with our responsibilities, outlined above, to detect material misstatements in respect of irregularities, including fraud. The extent to which our procedures are capable of detecting irregularities, including fraud is detailed below:

# TRAFALGAR HOUSING ASSOCIATION LIMITED

---

## INDEPENDENT AUDITORS' REPORT TO THE MEMBERS OF TRAFALGAR HOUSING ASSOCIATION LIMITED FOR THE YEAR ENDED 31 MARCH 2023 (continued)

### **The extent to which the audit was considered capable of detecting irregularities including fraud**

Our approach to identifying and assessing the risks of material misstatement in respect of irregularities, including fraud and non-compliance with laws and regulations, was as follows:

- the engagement partner ensured that the engagement team collectively had the appropriate competence, capabilities and skills to identify or recognise non-compliance with applicable laws and regulations;
- we gained an understanding of the legal and regulatory framework applicable to the Association through discussions with the Management Committee and other management, and from our wider knowledge and experience of the RSL sector;
- we focused on specific laws and regulations which we considered may have a direct material effect on the financial statements or the operations of the Association, including the Co-operative and Community Benefit Societies Act 2014 (and related regulations), the Housing (Scotland) Act 2010 and other laws and regulations applicable to a registered social housing provider in Scotland. We also considered the risks of non-compliance with the other requirements imposed by the Scottish Housing Regulator and we considered the extent to which non-compliance might have a material effect on the financial statements.
- we assessed the extent of compliance with the laws and regulations identified above through making enquiries of management and inspecting legal correspondence; and
- identified laws and regulations were communicated within the audit team regularly and the team remained alert to instances of non-compliance throughout the audit.

We assessed the susceptibility of the Association's financial statements to material misstatement, including obtaining an understanding of how fraud might occur, by:

- making enquiries of as to where they considered there was susceptibility to fraud, their knowledge of actual, suspected and alleged fraud; and
- considering the internal controls in place to mitigate risks of fraud and non-compliance with laws and regulations.

To address the risk of fraud through management bias and override of controls, we:

- performed analytical procedures to identify any unusual or unexpected relationships;
- tested journal entries to identify unusual transactions;
- assessed whether judgements and assumptions made in determining the accounting estimates set out in Note 1 were indicative of potential bias; and
- investigated the rationale behind significant or unusual transactions.

In response to the risk of irregularities and non-compliance with laws and regulations, we designed procedures which included, but were not limited to:

- agreeing financial statement disclosures to underlying supporting documentation;
- reviewing the minutes of meetings of those charged with governance;
- enquiring of management as to actual and potential litigation and claims;
- reviewing the Association's most recently submitted Assurance Statement; and
- requesting correspondence with the Scottish Housing Regulator. HMRC and the Association's legal advisors.



# TRAFALGAR HOUSING ASSOCIATION LIMITED

## INDEPENDENT AUDITORS' REPORT TO THE MEMBERS OF TRAFALGAR HOUSING ASSOCIATION LIMITED FOR THE YEAR ENDED 31 MARCH 2023 (continued)

### The extent to which the audit was considered capable of detecting irregularities including fraud (Contd.)


There are inherent limitations in our audit procedures described above. The more removed that laws and regulations are from financial transactions, the less likely it is that we would become aware of non-compliance. Auditing standards also limit the audit procedures required to identify non-compliance with laws and regulations to enquiry of the Directors and other management and the inspection of regulatory and legal correspondence, if any.

Material misstatements that arise due to fraud can be harder to detect than those that arise from error as they may involve deliberate concealment or collusion.

A further description of our responsibilities for the audit of the financial statements is located on the Financial Reporting Council's website at: <http://www.frc.org.uk/auditorsresponsibilities>. The description forms part of our audit report.

### Use of our Report

This report is made solely to the Association's members as a body, in accordance with Part 7 of the Co-operative and Community Benefit Societies Act 2014. Our audit work has been undertaken so that we might state to the Association's members those matters we are required to state to them in an auditor's report and for no other purpose. To the fullest extent permitted by law, we do not accept or assume responsibility to anyone other than the Association and the Association's members as a body, for our audit work, for this report, or for the opinions we have formed.

  
**ALEXANDER SLOAN**  
Accountants and Business Advisers  
Statutory Auditors  
GLASGOW  
2023  
30th August 2023

  
**Alexander Sloan**  
Accountants and Business Advisers

# TRAFALGAR HOUSING ASSOCIATION LIMITED

## STATEMENT OF COMPREHENSIVE INCOME FOR THE YEAR ENDED 31 MARCH 2023

|  | Notes | 2023     |                | 2022    |                  |
|--|-------|----------|----------------|---------|------------------|
|  |       | £        | £              | £       | £                |
| Revenue  | 2     |          | 1,708,798      |         | 1,646,057        |
| Operating costs  | 2     |          | 1,556,226      |         | 1,764,728        |
| <b>OPERATING SURPLUS / (DEFICIT)</b>                     |       |          | <b>152,572</b> |         | <b>(118,671)</b> |
| Interest receivable and other income                     |       | 13,341   |                | 2,106   |                  |
| Interest payable and similar charges                     | 7     | (24,315) |                | (7,710) |                  |
| Other Finance income/(charges)                           | 10    | -        |                | (3,000) |                  |
|  |       |          | (10,974)       |         | (8,604)          |
| <b>SURPLUS / (DEFICIT) FOR THE YEAR</b>                  |       |          | <b>141,598</b> |         | <b>(127,275)</b> |
| <b>Other comprehensive income</b>                        |       |          |                |         |                  |
| Actuarial gains/(losses) on defined benefit pension plan | 18    |          | (49,000)       |         | 84,000           |
| <b>TOTAL COMPREHENSIVE INCOME</b>                        |       |          | <b>92,598</b>  |         | <b>(43,275)</b>  |

The results relate wholly to continuing activities.

The notes on pages 15 to 33 form an integral part of these financial statements.


# TRAFALGAR HOUSING ASSOCIATION LIMITED


## STATEMENT OF FINANCIAL POSITION AS AT 31 MARCH 2023

|  | Notes | 2023             |                    | 2022               |
|--|-------|------------------|--------------------|--------------------|
|  |       | £                | £                  | As Restated<br>£   |
| <b>NON-CURRENT ASSETS</b>  |       |                  |                    |                    |
| Housing properties - depreciated cost                            | 11    |                  | 11,891,817         | 12,206,354         |
| Other tangible assets  | 11    |                  | 34,112             | 30,076             |
|  |       |                  | <u>11,925,929</u>  | <u>12,236,430</u>  |
| <b>CURRENT ASSETS</b>  |       |                  |                    |                    |
| Receivables  | 12    | 43,227           | 49,786             |                    |
| Investments  | 13    | 544,835          | 541,740            |                    |
| Cash and cash equivalents  | 14    | 999,262          | 1,146,583          |                    |
|  |       | <u>1,587,324</u> | <u>1,738,109</u>   |                    |
| <b>CREDITORS: Amounts falling due within one year</b>            | 15    | <u>(596,388)</u> | <u>(467,411)</u>   |                    |
| <b>NET CURRENT ASSETS</b>  |       |                  | <u>990,936</u>     | <u>1,270,698</u>   |
| <b>TOTAL ASSETS LESS CURRENT LIABILITIES</b>                     |       |                  | 12,916,865         | 13,507,128         |
| <b>CREDITORS: Amounts falling due after more than one year</b>   | 16    |                  | (757,409)          | (850,477)          |
| <b>PENSIONS AND OTHER PROVISIONS FOR LIABILITIES AND CHARGES</b> |       |                  |                    |                    |
| Scottish housing association pension scheme                      | 18    | (51,000)         | (26,000)           |                    |
| Other Provision  | 24    | <u>(3,500)</u>   | <u>(236,906)</u>   |                    |
|  |       |                  | (54,500)           | (262,906)          |
| <b>DEFERRED INCOME</b>   |       |                  |                    |                    |
| Social housing grants  | 19    | (7,364,338)      | (7,741,854)        |                    |
| Other grants   | 19    | <u>(101,599)</u> | <u>(105,471)</u>   |                    |
|  |       |                  | <u>(7,465,937)</u> | <u>(7,847,325)</u> |
| <b>NET ASSETS</b>  |       |                  | <u>4,639,019</u>   | <u>4,546,420</u>   |
| <b>EQUITY</b>  |       |                  |                    |                    |
| Share capital  | 20    |                  | 65                 | 64                 |
| Revenue reserves   |       |                  | 4,689,954          | 4,572,356          |
| Pension reserves   |       |                  | (51,000)           | (26,000)           |
|  |       |                  | <u>4,639,019</u>   | <u>4,546,420</u>   |

The financial statements were approved by the Management Committee and authorised for issue and signed on their behalf on 30 August 2023.

  
Committee Member

  
Committee Member

  
Secretary

The notes on pages 15 to 33 form an integral part of these financial statements.



# TRAFALGAR HOUSING ASSOCIATION LIMITED

## STATEMENT OF CASH FLOWS FOR THE YEAR ENDED 31 MARCH 2023

|   | Notes | 2023      |                | 2022      |                  |
|---|-------|-----------|----------------|-----------|------------------|
|   |       | £         | £              | £         | £                |
| <b>(Deficit) / Surplus for the Year</b>           |       |           | 141,598        |           | (127,275)        |
| <i>Adjustments for non-cash items:</i>            |       |           |                |           |                  |
| Depreciation of tangible fixed assets             | 11    | 476,208   |                | 456,162   |                  |
| Amortisation of capital grants                    | 19    | (381,388) |                | (380,897) |                  |
| Increase/decrease in provisions                   |       | (233,406) |                | 236,906   |                  |
| Loss on disposal of tangible fixed assets         |       | -         |                | 10,974    |                  |
| Non-cash adjustments to pension provisions        |       | (24,000)  |                | (28,000)  |                  |
| Share capital written off                         | 20    | (3)       |                | (7)       |                  |
|   |       |           | (162,589)      |           | 295,138          |
| Interest receivable                               |       |           | (13,341)       |           | (2,106)          |
| Interest payable                                  | 7     |           | 24,315         |           | 7,710            |
|   |       |           |                |           |                  |
| <b>Operating cash flows before movements in</b>   |       |           | (10,017)       |           | 173,467          |
| Change in debtors                                 |       | 6,559     |                | (8,887)   |                  |
| Change in creditors                               |       | 129,205   |                | 75,418    |                  |
|   |       |           |                |           |                  |
|   |       |           | 135,764        |           | 66,531           |
| <b>Net cash inflow from operating activities</b>  |       |           | 125,747        |           | 239,998          |
| <b>Investing Activities</b>                       |       |           |                |           |                  |
| Acquisition and construction of properties        |       | (153,583) |                | (251,737) |                  |
| Purchase of other fixed assets                    |       | (12,124)  |                | (690)     |                  |
| Changes on short term deposits with banks         |       | (3,095)   |                | (88)      |                  |
|   |       |           |                |           |                  |
| <b>Net cash outflow from investing activities</b> |       |           | (168,802)      |           | (252,515)        |
| <b>Financing Activities</b>                       |       |           |                |           |                  |
| Loan redemption payments                          |       | -         |                | (63,377)  |                  |
| Interest received on cash and cash equivalents    |       | 13,341    |                | 2,106     |                  |
| Interest paid on loans                            |       | (24,315)  |                | (7,710)   |                  |
| Loan principal repayments                         |       | (93,296)  |                | (108,083) |                  |
| Share capital issued                              | 20    | 4         |                | 2         |                  |
|   |       |           |                |           |                  |
| <b>Net cash outflow from financing activities</b> |       |           | (104,266)      |           | (177,062)        |
| <b>Decrease in cash</b>                           | 21    |           | (147,321)      |           | (189,579)        |
| <b>Opening cash &amp; cash equivalents</b>        |       |           | 1,146,583      |           | 1,336,162        |
| <b>Closing cash &amp; cash equivalents</b>        |       |           | <u>999,262</u> |           | <u>1,146,583</u> |
| <b>Cash and cash equivalents as at 31 March</b>   |       |           |                |           |                  |
| Cash  | 21    |           | 999,262        |           | 1,146,583        |
|   |       |           | <u>999,262</u> |           | <u>1,146,583</u> |

The notes on pages 15 to 33 form an integral part of these financial statements.

## TRAFALGAR HOUSING ASSOCIATION LIMITED

### STATEMENT OF CHANGES IN EQUITY AS AT 31 MARCH 2023

|   | Share<br>Capital | Scottish Housing<br>Association<br>Pension reserve | Revenue<br>Reserve | Total            |
|---|------------------|--|--------------------|------------------|
|   | £                | £  | £                  | £                |
| <b>Balance as at 1 April 2021 (As restated)</b> | 69               | (138,000)  | 4,727,631          | 4,589,700        |
| Issue of Shares                                 | 2                | -  | -                  | 2                |
| Prior Period Adjustment (note 29)               | -                | -  | -                  | -                |
| Cancellation of Shares                          | (7)              | -  | -                  | (7)              |
| Other comprehensive income                      | -                | 84,000   | -                  | 84,000           |
| Other movements                                 | -                | 28,000   | (28,000)           | -                |
| Deficit for the year                            | -                | -  | (127,275)          | (127,275)        |
| <b>Balance as at 31 March 2022</b>              | <b>64</b>        | <b>(26,000)</b>                                    | <b>4,572,356</b>   | <b>4,546,420</b> |
| <b>Balance as at 1 April 2022</b>               | 64               | (26,000)   | 4,572,356          | 4,546,420        |
| Issue of Shares                                 | 4                | -  | -                  | 4                |
| Cancellation of Shares                          | (3)              | -  | -                  | (3)              |
| Other comprehensive income                      | -                | (49,000)   | -                  | (49,000)         |
| Other movements                                 | -                | 24,000   | (24,000)           | -                |
| Surplus for the year                            | -                | -  | 141,598            | 141,598          |
| <b>Balance as at 31 March 2023</b>              | <b>65</b>        | <b>(51,000)</b>                                    | <b>4,689,954</b>   | <b>4,639,019</b> |

The notes on pages 15 to 33 form an integral part of these financial statements.

# TRAFALGAR HOUSING ASSOCIATION LIMITED

## FINANCIAL STATEMENTS FOR THE YEAR ENDED 31 MARCH 2023 NOTES TO THE FINANCIAL STATEMENTS

### 1. PRINCIPAL ACCOUNTING POLICIES

#### Statement of Compliance and Basis of Accounting

These financial statements were prepared in accordance with Financial Reporting Standard 102 "The Financial Reporting Standard applicable in the UK and Republic of Ireland" and the Statement of Recommended Practice for social housing providers 2018. The Association is a Public Benefit Entity in terms of its compliance with Financial Reporting Standard 102, applicable for accounting periods on or after 1 January 2019. They comply with the Determination of Accounting Requirements 2019. A summary of the principal accounting policies is set out below

#### Revenue

Revenue comprises rental and service charge income receivable in the period, income from shared ownership first tranche sales, sales of properties built for sale, other services provided, revenue grants receivable and government grants released to income in the period.

The Association recognises rent receivable net of losses from voids. Service Charge Income (net of voids) is recognised with expenditure as it is incurred as this is considered to be the point when the service has been performed and the revenue recognition criteria is met.

Government grants are released to income over the expected useful life of the asset to which they relate. Revenue grants are receivable when the conditions for receipt of the agreed grant funding have been met.

#### Retirement Benefits

The Association participates in the Scottish Housing Association Pension Scheme (SHAPS) a multi-employer defined benefit scheme. Retirement benefits to employees of the Association are funded by the contributions from all participating employers and employees in the Scheme. Payments are made in accordance with periodic calculations by consulting Actuaries and are based on pension costs applicable across the various participating organisations taken as a whole. The Association accounts for this scheme as a defined benefit pension scheme in accordance with FRS 102.

#### Going Concern

On the basis that the Management Committee has a reasonable expectation that the Association has adequate resources to continue in operational existence for the foreseeable future, the Association has adopted the going concern basis of accounting in preparing these financial statements.



# TRAFALGAR HOUSING ASSOCIATION LIMITED

## FINANCIAL STATEMENTS FOR THE YEAR ENDED 31 MARCH 2023 NOTES TO THE FINANCIAL STATEMENTS (continued)

### 1. PRINCIPAL ACCOUNTING POLICIES (continued.)

#### Housing Properties

Housing properties are held for the provision of social housing. Housing properties are stated at cost less accumulated depreciation and impairment losses. Cost includes acquisition of land and buildings and development cost. The Association depreciates housing properties over the useful life of each major component. Housing under construction and land are not depreciated.

#### Component

| Component           | Useful Economic Life |
|---------------------|----------------------|
| Land                | N/A                  |
| Structure           | Over 50 years        |
| Bathrooms           | Over 30 years        |
| Central Heating     | Over 30 years        |
| Draining            | Over 40 years        |
| External Doors      | Over 25 years        |
| Floor Coverings     | Over 20 years        |
| Gutters & Downpipes | Over 30 years        |
| Internal Doors      | Over 30 years        |

#### Depreciation and Impairment of Other Tangible Assets

Non-current assets are stated at cost less accumulated depreciation. Depreciation is charged over the expected economic useful lives of the assets at the following annual rates:

#### Asset Category

| Asset Category         | Depreciation Rate |
|------------------------|-------------------|
| Office Premises        | 4% Straight Line  |
| Furniture and Fittings | 10% Straight Line |
| Office Equipment       | 25% Straight Line |

The carrying values of non-current assets are reviewed for impairment at the end of each reporting period.

#### Social Housing Grants and Other Capital Grants

Social housing grants and other capital grants are accounted for using the Accrual Method as outlined in Section 24 of Financial Reporting Standard 102. Grants are treated as deferred income and recognised in income on a systematic basis over the expected useful life of the property and assets to which they relate.

Social housing grant attributed to individual components is written off to the statement of comprehensive income when these components are replaced.

Although social housing grant is treated as a grant for accounting purposes, it may nevertheless become repayable in certain circumstances, such as the disposal of certain assets. The amount repayable would be restricted to the net proceeds of sale.

#### Sales Of Housing Properties

First tranche shared ownership disposals are credited to turnover on completion. The cost of construction of these sales is taken to operating cost. In accordance with the statement of recommended practice, disposals of subsequent tranches are treated as non-current asset disposals with the gain or loss on disposal shown in the statement of comprehensive income.

Disposals under shared equity schemes are accounted for in the statement of comprehensive income. The remaining equity in the property is treated as a non-current asset investment, which is matched with the grant received.

#### Taxation

The Association is a Registered Scottish Charity and is not liable to taxation on its charitable activities.



# TRAFALGAR HOUSING ASSOCIATION LIMITED

## FINANCIAL STATEMENTS FOR THE YEAR ENDED 31 MARCH 2023 NOTES TO THE FINANCIAL STATEMENTS (Continued)

### 1. PRINCIPAL ACCOUNTING POLICIES (continued.)

#### **Leases**

Costs in respect of operating leases are charged to the Statement of Comprehensive Income on a straight line basis over the lease term. Assets held under finance leases and hire purchase contracts are capitalised in the Statement of Financial Position and are depreciated over their useful lives or the term of the lease whichever is shorter.

#### **Works to Existing Properties**

The Association capitalises major repairs expenditure where these works result in an enhancement of economic benefits by increasing the net rental stream over the life of the property, a material reduction in future maintenance costs, or a significant extension of the life of the property.

#### **Capitalisation Of Development Overheads**

Directly attributable development administration costs relating to ongoing development activities are capitalised.

#### **Borrowing Costs**

Interest incurred on financing a development is capitalised up to the date of practical completion of the scheme. All other borrowing costs are expensed to the statement of comprehensive income using the effective interest rate method.

#### **Property Development Cost**

The proportion of the development cost of shared ownership properties expected to be disposed of as a first tranche sale is held in current assets until it is disposed of. The remaining part of the development cost is treated as a non-current asset. Surpluses made on the disposal of first tranche sales are taken to the Statement of Comprehensive Income.

Property developments that are intended for resale are included in current assets until disposal.

#### **Financial Instruments - Basic**

The Association classes all of its loans as basic financial instruments including agreements with break clauses. The Association recognises basic financial instruments in accordance with Section 11 of Financial Reporting Standard 102.

The Association's debt instruments are measured at amortised cost using the effective interest rate method.

#### **Cash and Liquid Resources**

Cash comprises cash at bank and in hand, deposits repayable on demand less overdrafts. Liquid resources are current asset investments that can't be disposed of without penalty and are readily convertible into amounts of cash at their carrying value.

#### **Impairment**

The Association assesses at the end of each accounting period whether there are indications that a non-current asset may be impaired or that an impairment loss previously recognised has fully or partially reversed.

Where the carrying value of non-current assets is less than their recoverable amounts the shortfall is recognised as an impairment loss in the Statement of Comprehensive Income. The recoverable amount is the higher of the fair value less costs to sell and value-in-use of the asset based on its service potential.

Impairment losses previously recognised are reversed if the reasons for the impairment loss have ceased to apply. Reversals of impairment losses are recognised in the Statement of Comprehensive Income.

# TRAFALGAR HOUSING ASSOCIATION LIMITED

## FINANCIAL STATEMENTS FOR THE YEAR ENDED 31 MARCH 2023 NOTES TO THE FINANCIAL STATEMENTS (continued)

### 1. PRINCIPAL ACCOUNTING POLICIES (continued.)

#### Key Judgements and estimates made in the application of Accounting Policies

The preparation of financial statements requires the use of certain accounting judgements and accounting estimates. It also requires the the Association to exercise judgement in applying the it's accounting policies. The areas requiring a higher degree of judgement, or complexity, and areas where assumptions or estimates are most significant to the financial statements are disclosed below.

#### Key Judgements

##### *a) Categorisation of Housing Properties*

In the judgement of the Management Committee the entirety of the Association's housing stock is held for social benefit and is therefore classified as Property, Plant and Equipment in accordance with FRS 102.

##### *b) Identification of cash generating units*

The Management Committee considers its cash-generating units to be the schemes in which it manages its housing property for asset management purposes.

##### *c) Financial instrument break clauses*

The Management Committee has considered the break clauses attached to the financial instruments that it has in place for its loan funding. In their judgement these break clauses do not cause the financial instrument to be classified as a complex financial instrument and therefore they meet the definition of a basic financial instrument.

##### *d) Pension Liability*

The Association participates in a defined benefit pension scheme arrangement with the Scottish Housing Association Pension Scheme. The fund is administered by the Pensions Trust. The Pension Trust have developed a method of calculating each member's share of the assets and liabilities of the scheme. The Association has decided that this method is appropriate and provides a reasonable estimate of the pension assets and liabilities of the Association and has therefore adopted this valuation method. The Association was informed in May 2022 that the pension liabilities could be higher. No adjustment has been made for this and more details of the circumstances are provided in note 28.

#### Estimation Uncertainty

##### *a) Rent Arrears - Bad Debt Provision*

The Association assesses the recoverability of rent arrears through a detailed assessment process which considers tenant payment history, arrangements in place and court action.

##### *b) Life Cycle of Components*

The Association estimates the useful lives of major components of its housing property with reference to surveys carried out by external qualified surveyors.

##### *c) Useful life of properties, plant and equipment*

The Association assesses the useful life of its properties, plant and equipment and estimates the annual charge to be depreciated based on this assessment.

##### *d) Defined pension liability*

In determining the value of the Association's share of defined benefit pension scheme assets and obligations, the valuation prepared by the Scheme actuary includes estimates of life expectancy, salary growth, inflation and the discount rate on corporate bonds.

##### *e) Allocation of share of assets & liabilities for multi employer schemes*

Judgements in respect of the assets and liabilities to be recognised are based upon source information provided by administrators of the multi employer pension schemes and estimations performed by the Pensions Trust.



# TRAFALGAR HOUSING ASSOCIATION LIMITED

## FINANCIAL STATEMENTS FOR THE YEAR ENDED 31 MARCH 2023 NOTES TO THE FINANCIAL STATEMENTS (continued)

### 2. PARTICULARS OF TURNOVER, OPERATING COSTS AND OPERATING SURPLUS OR DEFICIT

|                               |       | 2022             |                         |  | 2021             |                         |  |
|-------------------------------|-------|------------------|-------------------------|--|------------------|-------------------------|--|
|                               | Notes | Turnover<br>£    | Operating<br>costs<br>£ | Operating<br>surplus /<br>(deficit)<br>£ | Turnover<br>£    | Operating<br>costs<br>£ | Operating<br>surplus /<br>(deficit)<br>£ |
| Affordable letting activities | 3     | 1,683,318        | 1,512,558               | 170,760                                  | 1,645,577        | 1,751,564               | (105,987)                                |
| Other Activities              | 4     | 25,480           | 43,668                  | (18,188)                                 | 480              | 13,164                  | (12,684)                                 |
| <b>Total</b>                  |       | <b>1,708,798</b> | <b>1,556,226</b>        | <b>152,572</b>                           | <b>1,646,057</b> | <b>1,764,728</b>        | <b>(118,671)</b>                         |

### 3. PARTICULARS OF TURNOVER, OPERATING COSTS AND OPERATING SURPLUS OR DEFICIT

|   | General<br>Needs<br>Housing<br>£ | Shared<br>Ownership<br>£ | 2023<br>Total<br>£ | 2022<br>Total<br>£ |
|---|----------------------------------|--------------------------|--------------------|--------------------|
| <b>Revenue from Lettings</b>  |                                  |                          |                    |                    |
| Rent receivable net of service charges                                | 1,208,865                        | 4,787                    | 1,213,652          | 1,150,198          |
| Service charges receivable  | 74,244                           | -                        | 74,244             | 60,468             |
| <b>Gross income from rent and service charges</b>                     | <b>1,283,109</b>                 | <b>4,787</b>             | <b>1,287,896</b>   | <b>1,210,666</b>   |
| Less: Rent losses from voids  | 2,021                            | -                        | 2,021              | 3,132              |
| <b>Income from rents and service charges</b>                          | <b>1,281,088</b>                 | <b>4,787</b>             | <b>1,285,875</b>   | <b>1,207,534</b>   |
| Grants released from deferred income                                  | 380,518                          | 870                      | 381,388            | 389,092            |
| Revenue grants from Scottish Ministers                                | 16,055                           | -                        | 16,055             | 28,951             |
| Other revenue grants  | -                                | -                        | -                  | 20,000             |
| <b>Total turnover from affordable letting activities</b>              | <b>1,677,661</b>                 | <b>5,657</b>             | <b>1,683,318</b>   | <b>1,645,577</b>   |
| <b>Expenditure on affordable letting activities</b>                   |                                  |                          |                    |                    |
| Management and maintenance administration costs                       | 638,263                          | 1,771                    | 640,034            | 561,715            |
| Service costs   | 96,280                           | -                        | 96,280             | 85,037             |
| Planned and cyclical maintenance, including major repairs             | 153,999                          | -                        | 153,999            | 476,560            |
| Reactive maintenance costs  | 138,990                          | -                        | 138,990            | 160,394            |
| Bad Debts - rents and service charges                                 | 15,135                           | -                        | 15,135             | (2,174)            |
| Depreciation of affordable let properties                             | 466,966                          | 1,154                    | 468,120            | 470,032            |
| <b>Operating costs of affordable letting activities</b>               | <b>1,509,633</b>                 | <b>2,925</b>             | <b>1,512,558</b>   | <b>1,751,564</b>   |
| <b>Operating surplus / (deficit) on affordable letting activities</b> | <b>168,028</b>                   | <b>2,732</b>             | <b>170,760</b>     | <b>(105,987)</b>   |
| <b>2022</b>   | <b>(108,481)</b>                 | <b>2,494</b>             |                    |                    |

## TRAFALGAR HOUSING ASSOCIATION LIMITED

FINANCIAL STATEMENTS FOR THE YEAR ENDED 31 MARCH 2023  
 NOTES TO THE FINANCIAL STATEMENTS (continued)

### 4. PARTICULARS OF REVENUE, OPERATING COSTS AND OPERATING SURPLUS OR DEFICIT FROM OTHER ACTIVITIES

|                                    | Grants<br>from<br>Scottish<br>Ministers | Other<br>income | Total<br>Turnover | Other<br>operating<br>costs | Operating<br>surplus<br>/ (deficit)<br>2023 | Operating<br>surplus<br>/ (deficit)<br>2022 |
|------------------------------------|---|-----------------|-------------------|-----------------------------|---|---|
|                                    | £                                       | £               | £                 | £                           | £   | £   |
| Wider role activities              | 25,000                                  | -               | 25,000            | 30,100                      | (5,100)                                     | -   |
| Factoring                          | -                                       | 480             | 480               | 651                         | (171)                                       | (97)  |
| Other activities                   | -                                       | -               | -                 | 12,917                      | (12,917)                                    | (12,587)                                    |
| <b>Total From Other Activities</b> | <b>25,000</b>                           | <b>480</b>      | <b>25,480</b>     | <b>43,668</b>               | <b>(18,188)</b>                             | <b>(12,684)</b>                             |
| 2022                               | -                                       | 480             | 480               | 13,164                      | (12,684)                                    |   |

# TRAFALGAR HOUSING ASSOCIATION LIMITED

## FINANCIAL STATEMENTS FOR THE YEAR ENDED 31 MARCH 2023 NOTES TO THE FINANCIAL STATEMENTS (continued)

### 5. OFFICERS' EMOLUMENTS

|  | 2023           | 2022           |
|--|----------------|----------------|
|  | £              | £              |
| The Officers are defined in the Co-operative and Community Benefit Societies Act 2014 as the members of the Management Committee, managers and employees of the Association. |                |                |
| No Officer of the Association received emoluments greater than £60,000.  |                |                |
| Aggregate emoluments payable to Officers with emoluments greater than £60,000 (excluding pension contributions)  | <u>64,127</u>  | <u>60,496</u>  |
| Pension contributions made on behalf on Officers with emoluments greater than £60,000  | <u>10,328</u>  | <u>9,921</u>   |
| Emoluments payable to Director (excluding pension contributions)   | 64,127         | 60,496         |
| Pension contributions paid on behalf of the Director   | 10,328         | 9,921          |
| Total emoluments payable to the Director   | <u>74,455</u>  | <u>70,417</u>  |
| Total emoluments paid to key management personnel  | <u>154,281</u> | <u>120,938</u> |

The number of Officers, including the highest paid Officer, who received emoluments, including pension contributions, over £60,000 was in the following ranges:-

|                    | Number   | Number   |
|--------------------|----------|----------|
| £60,001 to £70,000 | <u>1</u> | <u>1</u> |

### 6. EMPLOYEE INFORMATION

|  | 2023           | 2022           |
|--|----------------|----------------|
|  | No.            | No.            |
| Average total number of employees employed during the year | <u>7</u>       | <u>6</u>       |
| Staff costs were:  | £              | £              |
| Wages and salaries   | 282,783        | 251,458        |
| National insurance costs                                   | 26,691         | 22,066         |
| Pension costs  | 22,170         | 19,605         |
| Temporary, agency and seconded staff                       | <u>20,829</u>  | <u>-</u>       |
|  | <u>352,473</u> | <u>293,129</u> |

# TRAFALGAR HOUSING ASSOCIATION LIMITED

FINANCIAL STATEMENTS FOR THE YEAR ENDED 31 MARCH 2023

NOTES TO THE FINANCIAL STATEMENTS (continued)

## 7. INTEREST PAYABLE AND SIMILAR CHARGES

|                              | 2023          | 2022         |
|------------------------------|---------------|--------------|
|                              | £             | £            |
| On bank loans and overdrafts | <u>24,315</u> | <u>7,710</u> |

## 8. SURPLUS / (DEFICIT) FOR THE YEAR

|  | 2023         | 2022         |
|--|--------------|--------------|
| Surplus / (Deficit) For The Year is stated after charging/(crediting): | £            | £            |
| Depreciation - non-current assets                                      | 472,681      | 464,357      |
| Auditors' remuneration - audit services                                | <u>8,580</u> | <u>7,800</u> |

## 9. CORPORATION TAX

The Association is a Registered Scottish Charity and is not liable to United Kingdom Corporation Tax on its charitable activities.

## 10. OTHER FINANCE INCOME / (CHARGES)

|                                     | 2023     | 2022           |
|-------------------------------------|----------|----------------|
|                                     | £        | £              |
| Net interest on pension obligations | <u>-</u> | <u>(3,000)</u> |



# TRAFALGAR HOUSING ASSOCIATION LIMITED

FINANCIAL STATEMENTS FOR THE YEAR ENDED 31 MARCH 2023  
NOTES TO THE FINANCIAL STATEMENTS (continued)

## 11. NON-CURRENT ASSETS

| (a) Housing Properties | Housing<br>Properties<br>Held<br>for Letting<br>£ | Shared<br>Ownership<br>Completed<br>£ | Total<br>£        |
|------------------------|---|---------------------------------------|-------------------|
| <b>COST</b>            |   |                                       |                   |
| At 1 April 2022        |   |                                       |                   |
| Additions              | 25,585,838  | 57,721                                | 25,643,559        |
| Disposals              | 153,583   | -                                     | 153,583           |
|                        | <u>(37,258)</u>                                   | <u>-</u>                              | <u>(37,258)</u>   |
| At 31 March 2023       | <u>25,702,163</u>                                 | <u>57,721</u>                         | <u>25,759,884</u> |
| <b>DEPRECIATION</b>    |   |                                       |                   |
| At 1 April 2022        |   |                                       |                   |
| Charge for Year        | 13,393,912  | 43,293                                | 13,437,205        |
| Disposals              | 463,439   | 1,154                                 | 464,593           |
|                        | <u>(33,731)</u>                                   | <u>-</u>                              | <u>(33,731)</u>   |
| At 31 March 2023       | <u>13,823,620</u>                                 | <u>44,447</u>                         | <u>13,868,067</u> |
| <b>NET BOOK VALUE</b>  |   |                                       |                   |
| At 31 March 2023       | <u>11,878,543</u>                                 | <u>13,274</u>                         | <u>11,891,817</u> |
| At 31 March 2022       | <u>12,191,926</u>                                 | <u>14,428</u>                         | <u>12,206,354</u> |

|  | 2023                                  |                         | 2022                                  |                         |
|--|---------------------------------------|-------------------------|---------------------------------------|-------------------------|
|  | <i>Component<br/>replacement</i><br>£ | <i>Improvement</i><br>£ | <i>Component<br/>replacement</i><br>£ | <i>Improvement</i><br>£ |
| <b>Expenditure on Existing Properties</b>                |                                       |                         |                                       |                         |
| Amounts capitalised                                      | 153,583                               | -                       | 251,737                               | -                       |
| Amounts charged to the statement of comprehensive income | <u>-</u>                              | <u>291,171</u>          | <u>-</u>                              | <u>400,048</u>          |

All land and housing properties are heritable.

The Association's lenders have standard securities over housing property with a carry value of £6,663,537 (2022 - £6,720,888)

The depreciation charge on housing properties as shown above differs from that per Note 3 due to accelerated depreciation on component replacements.



# TRAFALGAR HOUSING ASSOCIATION LIMITED

## FINANCIAL STATEMENTS FOR THE YEAR ENDED 31 MARCH 2023 NOTES TO THE FINANCIAL STATEMENTS (continued)

### 11. NON CURRENT ASSETS (continued)

| Other tangible assets | Office<br>Premises<br>£ | Furniture<br>& Equipment<br>£ | Computer<br>Equipment<br>£ | Total<br>£     |
|-----------------------|-------------------------|-------------------------------|----------------------------|----------------|
| <b>COST</b>           |                         |                               |                            |                |
| At 1 April 2022       | 164,764                 | 24,883                        | 99,000                     | 288,647        |
| Additions             | -                       | -                             | 12,124                     | 12,124         |
| At 31 March 2023      | <u>164,764</u>          | <u>24,883</u>                 | <u>111,124</u>             | <u>300,771</u> |
| <b>DEPRECIATION</b>   |                         |                               |                            |                |
| At 1 April 2022       | 137,585                 | 24,883                        | 96,103                     | 258,571        |
| Charge for year       | 3,696                   | -                             | 4,392                      | 8,088          |
| At 31 March 2023      | <u>141,281</u>          | <u>24,883</u>                 | <u>100,495</u>             | <u>266,659</u> |
| <b>NET BOOK VALUE</b> |                         |                               |                            |                |
| At 31 March 2023      | <u>23,483</u>           | <u>-</u>                      | <u>10,629</u>              | <u>34,112</u>  |
| At 31 March 2022      | <u>27,179</u>           | <u>-</u>                      | <u>2,897</u>               | <u>30,076</u>  |

# TRAFALGAR HOUSING ASSOCIATION LIMITED

FINANCIAL STATEMENTS FOR THE YEAR ENDED 31 MARCH 2023  
NOTES TO THE FINANCIAL STATEMENTS (continued)

## 12. RECEIVABLES

|  | 2023            | 2022            |
|--|-----------------|-----------------|
|  | £               | £               |
| Gross arrears of rent and service charges      | 45,565          | 38,318          |
| <b>Less:</b> Provision for doubtful debts      | <u>(32,362)</u> | <u>(28,464)</u> |
| <i>Net arrears of rent and service charges</i> | 13,203          | 9,854           |
| Other receivables                              | 30,024          | 39,932          |
|  | <u>43,227</u>   | <u>49,786</u>   |

## 13. CURRENT ASSET INVESTMENTS

|                     | 2023           | 2022           |
|---------------------|----------------|----------------|
|                     | £              | £              |
| Short term deposits | <u>544,835</u> | <u>541,740</u> |

## 14. CASH AND CASH EQUIVALENTS

|                          | 2023           | 2022             |
|--------------------------|----------------|------------------|
|                          | £              | £                |
| Cash at bank and in hand | <u>999,262</u> | <u>1,146,583</u> |

# TRAFALGAR HOUSING ASSOCIATION LIMITED

FINANCIAL STATEMENTS FOR THE YEAR ENDED 31 MARCH 2023  
NOTES TO THE FINANCIAL STATEMENTS (continued)

## 15. PAYABLES: AMOUNTS FALLING DUE WITHIN ONE YEAR

|                                    | 2023           | 2022           |
|------------------------------------|----------------|----------------|
|                                    | £              | £              |
| Bank loans                         | 93,950         | 94,178         |
| Rent received in advance           | 58,201         | 56,409         |
| Other taxation and social security | 7,461          | 6,046          |
| Other payables                     | 258,741        | 163,440        |
| Accruals and deferred income       | 178,035        | 147,338        |
|                                    | <u>596,388</u> | <u>467,411</u> |

## 16. PAYABLES: AMOUNTS FALLING DUE AFTER MORE THAN ONE YEAR

|            | 2023           | 2022           |
|------------|----------------|----------------|
|            | £              | £              |
| Bank loans | <u>757,409</u> | <u>850,477</u> |

## 17. DEBT ANALYSIS - BORROWINGS

|   | 2023           | 2022           |
|---|----------------|----------------|
|   | £              | £              |
| <b>Bank Loans</b>   |                |                |
| Amounts due within one year                               | 93,950         | 94,178         |
| Amounts due in one year or more but less than two years   | 98,779         | 96,707         |
| Amounts due in two years or more but less than five years | 207,176        | 234,196        |
| Amounts due in more than five years                       | 451,455        | 519,573        |
|   | <u>851,360</u> | <u>944,654</u> |

The Association has a number of bank loans the principal terms of which are as follows:

| Lender                     | Number of Properties Secured | Effective Interest Rate | Maturity (Year) | Variable or Fixed |
|----------------------------|------------------------------|-------------------------|-----------------|-------------------|
| The Royal Bank of Scotland | 39                           | 5.1%                    | 2030            | Variable          |
| Co-operative Bank          | 26                           | 5.3%                    | 2025            | Variable          |
| The Royal Bank of Scotland | 99                           | 5.1%                    | 2033            | Variable          |

All the Association's bank borrowings are repayable on a monthly basis with the principal being amortised over the term of the loans.

# TRAFALGAR HOUSING ASSOCIATION LIMITED

FINANCIAL STATEMENTS FOR THE YEAR ENDED 31 MARCH 2023  
NOTES TO THE FINANCIAL STATEMENTS (continued)

## 18. RETIREMENT BENEFIT OBLIGATIONS

### Scottish Housing Association Pension Scheme

Trafalgar Housing Association Limited participates in the Scottish Housing Association Pension Scheme (the Scheme), a multi-employer scheme which provides benefits to some 150 non-associated employers. The Scheme is a defined benefit scheme in the UK.

The scheme is subject to the funding legislation outlined in the Pensions Act 2004 which came into force on 30 December 2005. This, together with documents issued by the Pensions Regulator and Technical Actuarial Standards issued by the Financial Reporting Council, set out the framework for funding defined benefit occupational pensions schemes in the UK.

The last valuation of the Scheme was performed as at 30 September 2021 by a professionally qualified actuary using the Projected Unit Credit method. The market value of the Scheme's assets at the valuation date was £1,173m. The valuation revealed a shortfall of assets compared with the value of liabilities of £27m (equivalent to a past service funding level of 98%).

The Scheme operates on a 'last man standing' basis, meaning that in the event of an employer withdrawing from the Scheme and being unable to pay its share of the debt on withdrawal, then the liability of the withdrawing employer is reapportioned amongst the remaining employer. Therefore in certain circumstances the Association may become liable for the obligations of a third party.

### Present values of defined benefit obligation, fair value of assets and defined benefit asset / (liability)

|  | 2023     | 2022      | 2021      |
|--|----------|-----------|-----------|
|  | £        | £         | £         |
| Fair value of plan assets                            | 823,000  | 1,199,000 | 1,111,000 |
| Present value of defined benefit obligation          | 874,000  | 1,225,000 | 1,249,000 |
| Surplus / (deficit) in plan                          | (51,000) | (26,000)  | (138,000) |
| Unrecognised surplus                                 | -        | -         | -         |
| Defined benefit asset / (liability) to be recognised | (51,000) | (26,000)  | (138,000) |



# TRAFALGAR HOUSING ASSOCIATION LIMITED

FINANCIAL STATEMENTS FOR THE YEAR ENDED 31 MARCH 2023  
NOTES TO THE FINANCIAL STATEMENTS (continued)

## 18. RETIREMENT BENEFIT OBLIGATIONS (continued)

### Scottish Housing Association Pension Scheme (continued.)

#### Reconciliation of opening and closing balances of the defined benefit obligation

|  | 2023           | 2022             |
|--|----------------|------------------|
|  | £              | £                |
| Defined benefit obligation at the start of period                  | 1,225,000      | 1,249,000        |
| Current service cost   | 20,000         | 26,000           |
| Expenses   | 1,000          | 1,000            |
| Interest expense   | 34,000         | 27,000           |
| Contributions by plan participants                                 | 22,000         | 19,000           |
| Actuarial losses (gains) due to scheme experience                  | (87,000)       | 21,000           |
| Actuarial losses (gains) due to changes in demographic assumptions | (17,000)       | 4,000            |
| Actuarial losses (gains) due to changes in financial assumptions   | (301,000)      | (99,000)         |
| Benefits paid and expenses   | (23,000)       | (23,000)         |
| Defined benefit obligation at the end of period                    | <u>874,000</u> | <u>1,225,000</u> |

#### Reconciliation of opening and closing balances of the fair value of plan assets

|   | 2023           | 2022             |
|---|----------------|------------------|
|   | £              | £                |
| Fair value of plan assets at start of period  | 1,199,000      | 1,111,000        |
| Interest income   | 34,000         | 24,000           |
| Experience on plan assets (excluding amounts included in interest income) - gain (loss) | (454,000)      | 10,000           |
| Contributions by the employer   | 45,000         | 58,000           |
| Contributions by plan participants  | 22,000         | 19,000           |
| Benefits paid and expenses  | (23,000)       | (23,000)         |
| Fair value of plan assets at the end of period  | <u>823,000</u> | <u>1,199,000</u> |

The actual return on the plan assets (including any changes in share of assets) over the period ended 31 March 2023 was £(420,000).

# TRAFALGAR HOUSING ASSOCIATION LIMITED

## FINANCIAL STATEMENTS FOR THE YEAR ENDED 31 MARCH 2023 NOTES TO THE FINANCIAL STATEMENTS (continued)

### 18. RETIREMENT BENEFIT OBLIGATIONS (continued)

#### Scottish Housing Association Pension Scheme (continued.)

#### Defined benefit costs recognised in the statement of comprehensive

|   | 2023<br>£     | 2022<br>£     |
|---|---------------|---------------|
| Current service cost  | 20,000        | 26,000        |
| Expenses  | 1,000         | 1,000         |
| Net interest expense  | -             | 3,000         |
|   | <u>21,000</u> | <u>30,000</u> |
| Defined benefit costs recognised in statement of comprehensive income | <u>21,000</u> | <u>30,000</u> |

#### Defined benefit costs recognised in the other comprehensive income

|  | 2023<br>£       | 2022<br>£     |
|--|-----------------|---------------|
| Experience on plan assets (excluding amounts included in interest income) - gain /(loss)   | (454,000)       | 10,000        |
| Experience gains and losses arising on plan liabilities - gain /(loss)   | 87,000          | (21,000)      |
| Effects of changes in the demographic assumptions underlying the present value of the defined benefit obligations - gain /(loss) | 17,000          | (4,000)       |
| Effects of changes in the financial assumptions underlying the present value of the defined benefit obligations - gain / (loss)  | 301,000         | 99,000        |
|  | <u>(49,000)</u> | <u>84,000</u> |
| Total actuarial gains and losses (before restriction due to some of the surplus not being recognisable) - gain / (loss)          | <u>(49,000)</u> | <u>84,000</u> |
| amounts included in interest cost) - gain / (loss)   | -               | -             |
|  | <u>(49,000)</u> | <u>84,000</u> |
| Total amount recognised in other comprehensive income - gain (loss)  | <u>(49,000)</u> | <u>84,000</u> |

# TRAFALGAR HOUSING ASSOCIATION LIMITED

## FINANCIAL STATEMENTS FOR THE YEAR ENDED 31 MARCH 2023 NOTES TO THE FINANCIAL STATEMENTS (continued)

### 18. RETIREMENT BENEFIT OBLIGATIONS (continued)

#### Scottish Housing Association Pension Scheme (continued.)

##### Assets

|                               | 2023           | 2022             | 2021             |
|-------------------------------|----------------|------------------|------------------|
|                               | £              | £                | £                |
| Absolute Return               | 11,000         | 55,000           | 55,000           |
| Alternative Risk Premia       | 5,000          | 49,000           | 45,000           |
| Corporate Bond Fund           | 1,000          | 76,000           | 84,000           |
| Credit Relative Value         | 31,000         | 38,000           | 32,000           |
| Distressed Opportunities      | 25,000         | 43,000           | 38,000           |
| Emerging Markets Debt         | 6,000          | 45,000           | 45,000           |
| Fund of Hedge Funds           | -              | -                | -                |
| Global Equity                 | 22,000         | 237,000          | 172,000          |
| High Yield                    | 4,000          | 12,000           | 29,000           |
| Opportunistic Credit          | -              | 4,000            | 30,000           |
| Infrastructure                | 89,000         | 75,000           | 62,000           |
| Insurance-Linked Securities   | 23,000         | 25,000           | 23,000           |
| Liability Driven Investment   | 349,000        | 290,000          | 267,000          |
| Long Lease Property           | 28,000         | 35,000           | 26,000           |
| Net Current Assets            | 2,000          | 4,000            | 8,000            |
| Over 15 Year Gilts            | -              | -                | 1,000            |
| Private Debt                  | 37,000         | 30,000           | 26,000           |
| Property                      | 34,000         | 31,000           | 20,000           |
| Risk Sharing                  | 60,000         | 39,000           | 40,000           |
| Secured Income                | 55,000         | 64,000           | 61,000           |
| Opportunistic Illiquid Credit | 36,000         | 40,000           | 28,000           |
| Liquid Credit                 | -              | 8,000            | 19,000           |
| Cash                          | 3,000          | 3,000            | -                |
| Currency Hedging              | 2,000          | (4,000)          | -                |
| Total assets                  | <u>823,000</u> | <u>1,199,000</u> | <u>1,111,000</u> |

None of the fair values of the assets shown above include any direct investment in the Association's own financial instruments or any property occupied by, or other assets used by the Association.

##### Key Assumptions

|   | 2023                     | 2022                     | 2021                     |
|---|--------------------------|--------------------------|--------------------------|
| Discount Rate   | 4.9%                     | 2.8%                     | 2.1%                     |
| Inflation (RPI)   | 3.2%                     | 3.6%                     | 3.3%                     |
| Inflation (CPI)   | 2.7%                     | 3.2%                     | 2.9%                     |
| Salary Growth   | 3.7%                     | 4.2%                     | 3.9%                     |
| Allowance for commutation of pension for cash at retirement | 75% of maximum allowance | 75% of maximum allowance | 75% of maximum allowance |

The mortality assumptions adopted at 31 March 2023 imply the following life expectancies:

|                         | Life expectancy at age 65 years |
|-------------------------|---------------------------------|
| Male retiring in 2023   | 20.5                            |
| Female retiring in 2023 | 23                              |
| Male retiring in 2043   | 21.7                            |
| Female retiring in 2043 | <u>24.4</u>                     |



# TRAFALGAR HOUSING ASSOCIATION LIMITED

FINANCIAL STATEMENTS FOR THE YEAR ENDED 31 MARCH 2023  
NOTES TO THE FINANCIAL STATEMENTS (continued)

## 19. DEFERRED INCOME

|                                | Social<br>Housing<br>Grants<br>£ | Non<br>Housing<br>Grants<br>£ | Total<br>£        |
|--------------------------------|----------------------------------|-------------------------------|-------------------|
| <b>Capital grants received</b> |                                  |                               |                   |
| At 1 April 2022                | 20,122,940                       | 243,097                       | 20,366,037        |
| Eliminated on disposal         | (28,150)                         | -                             | (28,150)          |
| At 31 March 2023               | <u>20,094,790</u>                | <u>243,097</u>                | <u>20,337,887</u> |
| <b>Amortisation</b>            |                                  |                               |                   |
| At 1 April 2022                | 12,381,086                       | 137,626                       | 12,518,712        |
| Amortisation in year           | 374,903                          | 3,872                         | 378,775           |
| Eliminated on disposal         | (25,537)                         | -                             | (25,537)          |
| At 31 March 2023               | <u>12,730,452</u>                | <u>141,498</u>                | <u>12,871,950</u> |
| <b>Net book value</b>          |                                  |                               |                   |
| At 31 March 2023               | <u>7,364,338</u>                 | <u>101,599</u>                | <u>7,465,937</u>  |
| At 31 March 2022               | <u>7,741,854</u>                 | <u>105,471</u>                | <u>7,847,325</u>  |

This is expected to be released to the Statement of Comprehensive Income in the following years:

|                                   | 2023<br>£        | 2022<br>£        |
|-----------------------------------|------------------|------------------|
| Amounts due within one year       | 378,775          | 380,897          |
| Amounts due in more than one year | 7,087,162        | 7,466,428        |
|                                   | <u>7,465,937</u> | <u>7,847,325</u> |

## 20. SHARE CAPITAL

| Shares of £1 each, issued and fully paid | 2023<br>£ | 2022<br>£ |
|--|-----------|-----------|
| At 1 April                               | 64        | 69        |
| Issued in year                           | 4         | 2         |
| Cancelled in year                        | (3)       | (7)       |
| At 31 March                              | <u>65</u> | <u>64</u> |

Each member of the Association holds one share of £1 in the Association. These shares carry no rights to dividend or distributions on a winding up. When a shareholder ceases to be a member, that person's share is cancelled and the amount paid thereon becomes the property of the Association. Each member has a right to vote at members' meetings.

# TRAFALGAR HOUSING ASSOCIATION LIMITED

FINANCIAL STATEMENTS FOR THE YEAR ENDED 31 MARCH 2023  
NOTES TO THE FINANCIAL STATEMENTS (continued)

## 21. STATEMENT OF CASH FLOWS

### Reconciliation of net cash flow to movement in net funds

|                                      | £         | 2023<br>£ | £         | 2022<br>£ |
|--------------------------------------|-----------|-----------|-----------|-----------|
| Decrease in cash                     | (147,321) |           | (189,579) |           |
| Change in liquid resources           | 3,095     |           | 88        |           |
| Cashflow from change in net debt     | 93,296    |           | 171,460   |           |
| Movement in net debt during the year |           | (50,930)  |           | (18,031)  |
| Net funds at 1st April 2022          |           | 743,668   |           | 761,699   |
| Net funds at 31 March 2023           |           | 692,738   |           | 743,668   |

|                              | At | 01/04/22  | Cashflows | Other Changes | At | 31/03/23  |
|------------------------------|----|-----------|-----------|---------------|----|-----------|
| Cash at bank and in hand     |    | 1,146,583 | (147,321) | -             |    | 999,262   |
| Liquid resources             |    | 1,146,583 | (147,321) | -             |    | 999,262   |
| Debt: Due within one year    |    | 541,740   | 3,095     | -             |    | 544,835   |
| Due after more than one year |    | (94,178)  | 93,296    | (93,068)      |    | (93,950)  |
|                              |    | (850,477) | -         | 93,068        |    | (757,409) |
| Net Funds                    |    | 743,668   | (50,930)  | -             |    | 692,738   |

## 22. CAPITAL COMMITMENTS

|  | 2023<br>£ | 2022<br>£ |
|--|-----------|-----------|
| Capital Expenditure that has been contracted for but has not been provided for in the financial statements | -         | -         |

The above commitments will be financed by a mixture of public grant, private finance and the Association's own resources

## 23. DETAILS OF ASSOCIATION

The Association is a Registered Society registered with the Financial Conduct Authority and is domiciled in Scotland.

The Association's principal place of business is 430a Dumbarton Road, Dalmuir, Clydebank, G81 1TS.

The Association is a Registered Social Landlord and Scottish Charity that owns and manages social housing property in Dalmuir.

## 24. PROVISIONS FOR LIABILITIES AND CHARGES

|                                    | 2023<br>£ | 2022<br>£ |
|------------------------------------|-----------|-----------|
| <b>Window Remedial Works</b>       |           |           |
| At 1 April                         | 236,906   | -         |
| Increase / (decrease) in provision | (233,406) | 236,906   |
| At 31 March                        | 3,500     | 236,906   |

The Association provided for the cost of remedial works in the previous year to be carried out on replacement windows. This work was carried out during the year and the costs were adjusted in the provision and no material provision was required to be made at the balance sheet date

# TRAFALGAR HOUSING ASSOCIATION LIMITED

## FINANCIAL STATEMENTS FOR THE YEAR ENDED 31 MARCH 2023 NOTES TO THE FINANCIAL STATEMENTS (continued)

### 25. HOUSING STOCK

| The number of units of accommodation in management at the year end was:- | 2023<br>No. | 2022<br>No. |
|--|-------------|-------------|
| General needs  | 185         | 185         |
| Supported housing  | 115         | 115         |
| Shared ownership   | 2           | 2           |
|  | <u>302</u>  | <u>302</u>  |

### 26. RELATED PARTY TRANSACTIONS

Members of the Management Committee are related parties of the Association as defined by Financial Reporting Standard 102.

Those members who are tenants of the Association have tenancies that are on the Association's normal terms any the cannot use their positions to their advantage. Any transactions between the Association and any entity with which a Management Committee member has a connection with is made at arm's length and is under normal commercial terms.

Transactions with Management Committee members (and their close family) were as follows:

|   | 2023<br>£     | 2022<br>£     |
|---|---------------|---------------|
| Rent received from tenants on the Management Committee and their close family members | <u>22,846</u> | <u>39,738</u> |

At the year end total rent arrears owed by the tenant members on the Management Committee (and their close family) were £526 (2022 - £345).

|   |   |   |
|---|---|---|
| Members of the Management Committee who are tenants | 7 | 4 |
|---|---|---|

### 27. CONTINGENT LIABILITY

We were notified in 2021 by the Trustee of the Scheme that it has performed a review of the changes made to the Scheme's benefits over the years and the result is that there is uncertainty surrounding some of these changes. The Trustee is seeking clarification from the Court on these items, and this process is ongoing with it being unlikely to be resolved before the end of 2024 at the earliest. It is estimated that this could potentially increase the value of the full Scheme liabilities by £27m. We note that this estimate has been calculated as at 30 September 2022 on the Scheme's Technical Provisions basis. Until the Court direction is received, it is unknown whether the full (or any) increase in liabilities will apply and therefore, in line with the prior year, no adjustment has been made in these financial statements in respect of this.